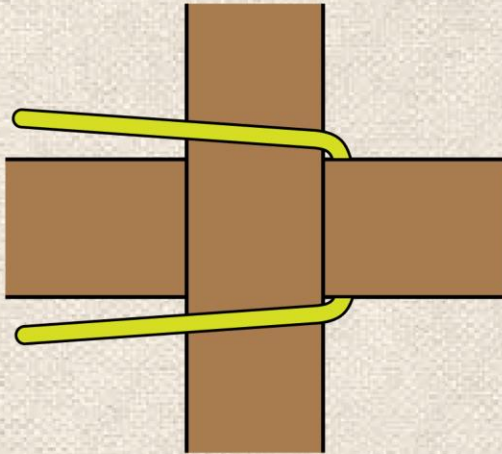
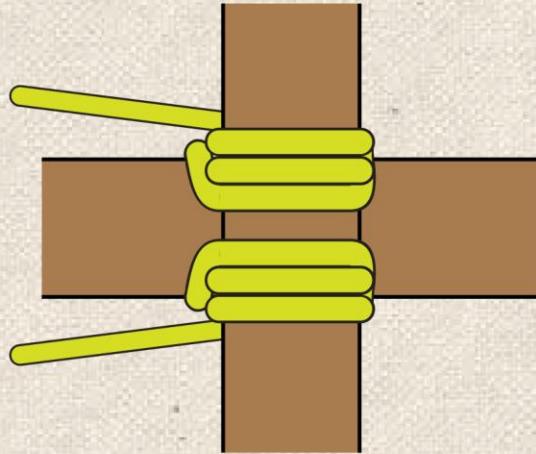





## JAPANESE SQUARE LASHING MK II




Step 1  
**FIXED**



Step 2  
**WRAPPED**



Step 3  
**FRAPPED**



Step 4  
**FIXED**

1. Start with a bight around the one spar as shown.
2. Wrap the ends under the bottom spar and cross over coming back up the opposite side of the top.
3. Continue wrapping around over the upper spar and then down again. Repeat 3 times.
4. Take the two rope ends between the spars and frap in opposite directions and pull tight.
5. Finish with a Reef Knot